



Agromet Advisory Bulletin for the District, Kannur

(Valid from 24.04.2024 to 28.04.2024)

(Issued jointly by Kerala Agricultural University Regional Agricultural Research Station Pilicode & India Meteorological Department)



| | |
|--|-------------------------|
| Bulletin Number: Pilicode/Knr-33/2024 | Date: 23/04/2024 |
|--|-------------------------|

A. Weather Summary of preceding five days



| Rainfall, mm | Max. temp., °C | Min. temp., °C | R. H., % | Wind speed, Km/h |
|--------------|----------------|----------------|----------|------------------|
| 4.2 | 35.3 – 35.8 | 26.2 – 28.3 | 61 – 80 | 00 – 08 |





B. Weather forecast for next five days

| Parameters | 24-04-2024 | 25-04-2024 | 26-04-2024 | 27-04-2024 | 28-04-2024 |
|---------------------------|------------|------------|------------|------------|------------|
| Average Rainfall, mm | 0.1 | 0 | 0 | 0 | 0 |
| Max. Temp, °C | 36 | 36 | 36 | 36 | 36 |
| Min. Temp, °C | 26 | 26 | 26 | 26 | 26 |
| Max. Relative Humidity, % | 85 | 85 | 90 | 90 | 90 |
| Min. Relative Humidity, % | 65 | 65 | 60 | 60 | 60 |
| Wind speed, km/h | 5 | 4 | 4 | 3 | 4 |
| Wind direction, degrees | 290 | 270 | 270 | 270 | 290 |
| Total cloud cover, octa | 5 | 4 | 3 | 3 | 3 |

C. Agrometeorological Advisories

| Crop | Stages | Problems | Agro-meteorological advisories |
|--------------------------------|---|----------|--------------------------------|
| General conditions | Light rainfall ** | | |
| | <p>Light rainfall. Low night temperature and high day temperature will be experienced. Hence there will be large difference between day temperature and night temperature. The sky will be partially or fully cloudy. The air will be dry.</p> <p>There will be light rainfalls (From 2.5 mm to 15.5 mm within a time span of 24 hours) on April 23.</p> | | |
| General Recommendations | <p>There may be light summer rains in the evening time. Summer rains have prime role in coping up drought. Hence maximum water harvesting should be ensured in the fields. Clean the rain pits. Cover the soil with dried leaves, especially the basins of crops. The opened tree basins which were partially closed after fertilizer application, can act as very good water harvesting structures. Divert the runoff water to such tree basins by drawing furrows.</p> <p>Keep vigilance while drying the harvested produces like seeds, cashew nuts, copra and rubber in open conditions. Provide props to Nendran banana.</p> <ol style="list-style-type: none"> 1. Farmers are advised to not work in open places between the time, 11.0am to 3.0 pm. Drink sufficient water to avoid dehydration. 2. Provide mist spray of water system and fans in the cattle sheds. Give the livestock sufficient quantity of drinking water intermittently | | |

| | | | |
|---------------|---|--|---|
| | <ol style="list-style-type: none"> 3. Irrigate the crop when the water is available in the evening or early morning. 4. Mulch the crop basins. Arrange irrigation if water is available. Adopt drip irrigation method for maximum water use efficiency. 5. Remove weeds from the soil to reduce transpiration losses. Powder the soil to dust by breaking the clods. This will act as good soil mulch to prevent evaporation loss of water. 6. Well drained areas where lifesaving irrigation possible ragi and pearl millet can be cultivated. 7. Control sucking pests; control/minimize the insect and pest incidence with IPM. 8. Repair and rejuvenate local water bodies before the rainy season. | | |
| Various crops | <p>Various stages</p> <p style="text-align: center;">Sucking pests</p>  <p>The climate is favourable for the spread of sucking pests like mealy bug, jasids, aphids, mites, bugs etc. If not controlled properly they will act as vectors and may spread virus diseases.</p> | <p>To control the pests apply neem oil emulsion (5 ml. neem oil mixed in one litre of luke warm soap water solution)</p> <p style="text-align: center;">Or</p> <p>Apply malathion 50 EC @ 2 ml + neem oil 4ml per litre of water</p> | |
| Coconut | All stages | Drought Management | <ol style="list-style-type: none"> 1) Cut two green leaves from the bottom layer, to reduce the water loss from the tree. 2) Apply compost/dried leaves in the basins to increase water holding capacity. 3) Adopt drip irrigation. This will minimize the irrigation water loss. <p>Take care of controlling of sucking pests; control/minimize the insect and pest incidence with IPM.</p> |
| Coconut | Various growth stages | <p style="text-align: center;">Rugose White fly</p>  | <p>As this is a sap sucking pest, its infestation will be heavy during the hot and dry climatic periods.</p> <p>The sticking property of the gum secreted by the insects may lose in moist conditions. Adopting mulching and irrigations may help the plants to keep the leaves' surfaces moist. On young palms intermittently sprinkle water on the leaves also.</p> |

| | | | |
|-----------------------|------------------|---|---|
| Black pepper | Different stages | <p>Wilting due to drought</p>  | <p>Protect the plants from direct sunlight by smothering the basal portions of the vines with dried banana leaves, plated coconut leaves etc.. Give protective irrigations one in every two weeks.</p> |
| Arecanut | Bearing palms | <p>Inflorescence die back and button shedding</p>  | <p>Warm humid conditions may cause this disease. Spray Hexaconazole (Contaf) 1 ml/litre or Bordeaux mixture 1%. Repeat after 20-25 days.</p> |
| Poultry and pet birds | Different stages | <p>Summer stress</p>  | <p>To combat heat stress, the poultry sheds should be protected from direct sunlight, roofing can be painted white to reflect heat, fans can be fitted, cool water can be sprayed, plenty of clean water can be provided with ice, glucose and 0.1 % sodium bicarbonate, feed offered during the cooler parts of the day can be supplemented with 20% extra vitamins, phosphorous and vitamin C.</p> |
| Animal Husbandry | All stages | <p>Summer Stress</p>  | <p>The rise in temperature will affect the thermoregulatory mechanism of dairy cattle. This will cause increase in body temperature, rapid shallow breathing, increased heart rate, profuse salivation, and reduced feed intake. This in turn results in severe production loss and reduced breeding efficiency in dairy cattle.</p> <p>Provide pure drinking water to the dairy cattle (45 to 60 litres of water), Allow grazing only during the cooler parts of the day. Provide shading. Shelter them in thatched roofings of minimum 9 ft. height with ample ventilation. Providing fans, misting and fogging assembly in cattle sheds will help them to regulate body temperature. Also ensure minerals fortified feeds.</p> |

| | | | |
|-----|---------------|--|---|
| Cow | Milking stage | Cow pox  | <p>This disease is caused by a virus, which affects the udder of milking cows. Initially small eruptions are formed on the affected udder. In later stages these eruptions rupture and wounds are formed. Due to pain the animals may not cooperate with milking.</p> <p>Mix boric acid with glycerin or coconut oil. Prepare this in a paste form and apply in the wounds.</p> |
|-----|---------------|--|---|

**** Warning colour codes of rainfall (for disaster management)**

| | | | |
|-------------------------------|----------------------------|---------------------------|--------------------------------|
| Warning (Take actions) | Alert (Be prepared) | Watch (Be updated) | No warning (No actions) |
|-------------------------------|----------------------------|---------------------------|--------------------------------|

Sd/-
 Nodal Officer,
 GKMS Project, RARS Pilicode